

vector
audio

VX

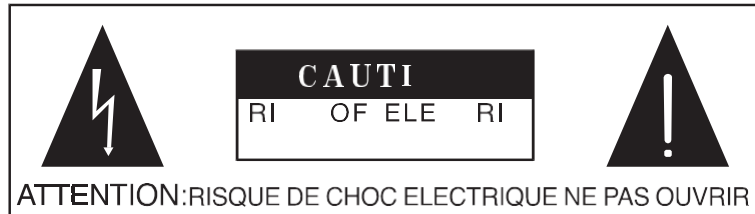
SERIES



VX12LA
VX118SA
VX118S
OWNER'S MANUAL

Important Safety Instructions

FOR YOUR PROTECTION, PLEASE READ THE FOLLOWINGS:



THE SYMBOLS SHOWN ABOVE ARE INTERNATIONALLY ACCEPTED SYMBOLS THAT WARN OF POTENTIAL HAZARDS IN ELECTRICAL PRODUCTS. THE LIGHTNING FLASH WITH ARROWHEAD SYMBOL WITHIN AN EQUILATERAL TRIANGLE WARNS THAT THERE ARE HAZARDOUS VOLTAGES AND THE RISK OF ELECTRIC SHOCK WITHIN THIS UNIT. THE EXCLAMATION POINT WITHIN AN EQUILATERAL TRIANGLE ALERTS THE USER TO REFER TO IMPORTANT INFORMATION IN THE USER MANUAL.

THESE SYMBOLS ARE A WARNING THAT THERE ARE NO USER SERVICEABLE PARTS INSIDE AND THAT THERE ARE HAZARDOUS VOLTAGES PRESENT.

DO NOT OPEN THIS EQUIPMENT. REFER ALL SERVICING TO A QUALIFIED PERSON. DO NOT MAKE ANY INTERNAL ADJUSTMENTS OR ADDITIONS ON THIS EQUIPMENT. DO NOT TAMPER THE INTERNAL ELECTRONICS.

FAILURE TO FOLLOW THESE INSTRUCTIONS MAY CAUSE A SHOCK HAZARD AND MAY VOID WARRANTY SERVICE TO THIS EQUIPMENT.

THIS EQUIPMENT SHOULD BE OPERATED ONLY AT THE VOLTAGE INDICATED ON THE REAR PANEL. REPLACE THE FUSE ONLY WITH THE SAME TYPE AND RATING AS INDICATED ON THE TOP PANEL.

THIS EQUIPMENT MUST BE GROUNDED FOR CORRECT OPERATION. DO NOT DEFEAT THE SAFETY GROUND BY USING A GROUND LIFT ADAPTER OR BY PHYSICALLY REMOVING THE GROUND PRONG FROM THE PLUG.

THE POWER CORD SHOULD BE ROUTED SO THAT IT CANNOT BE WALKED UPON OR PINCHED BY HEMS PLACED UPON OR AGAINST IT. THE POWER CORD SHOULD BE UNPLUGGED FROM THE OUTLET WHEN THE EQUIPMENT IS TO BE UNUSED FOR A LONG PERIOD.

THIS EQUIPMENT SHOULD BE PROPERLY VENTILATED AND KEPT AWAY FROM HEAT SOURCES.

DO NOT EXPOSE THIS EQUIPMENT TO RAIN OR MOISTURE.

Exciter & power amplifier in one cabinet

I. Introduction

VX12LA/VX118S(A) is big powered audio equipment, therefore please notice the followings when operating the machine. Its working theory is to boost the high frequency to improve the clearness and brightness of sound. Combining the enhancement of the low frequency, it creates a wider frequency response, which brings a better acoustic effect. VX12LA/VX118S is able to provide these benefits for audio production, its clear panel is designed for easy operating.

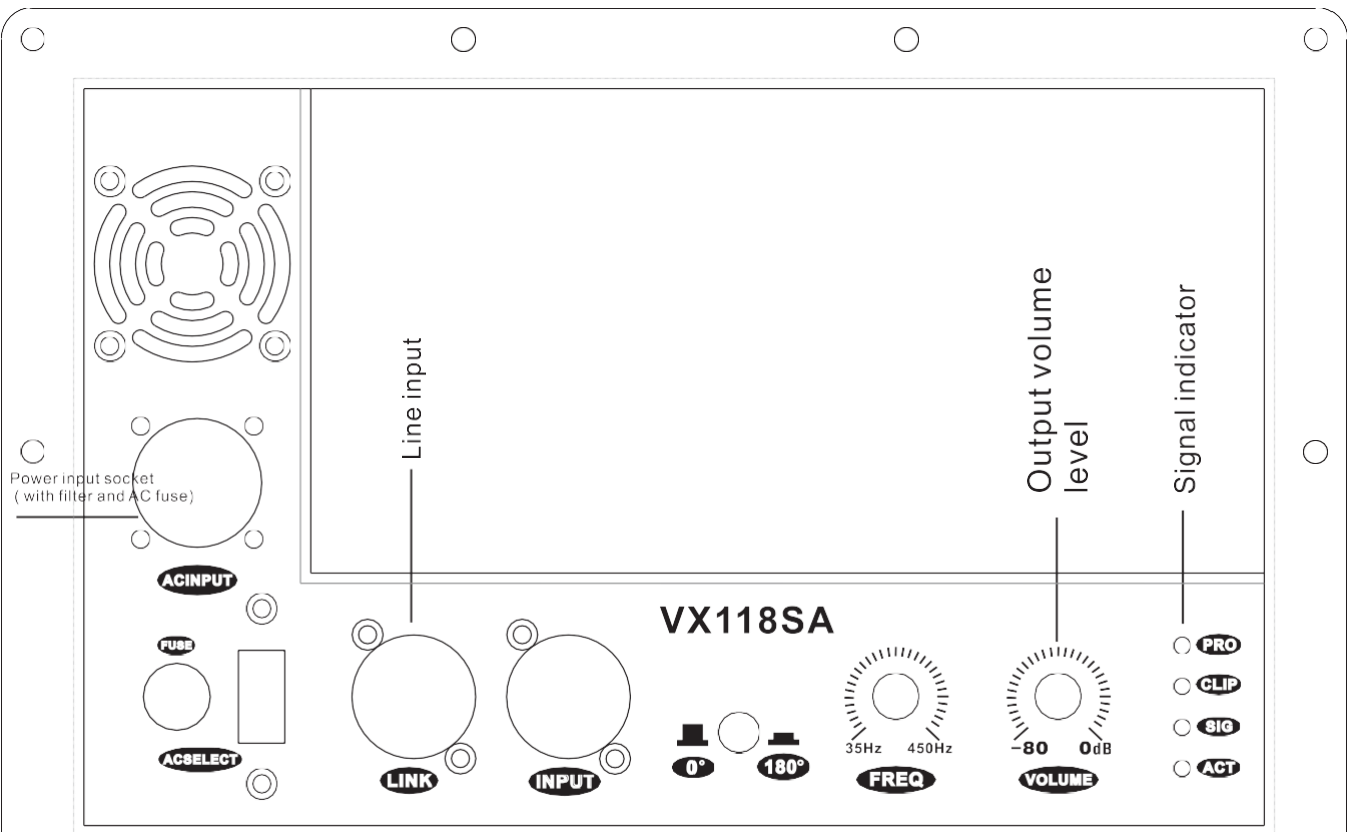
To get the most advantage of this excellent product, we strongly recommend you read completely this manual before operation and keep it for future reference.

II. Functions & Characters

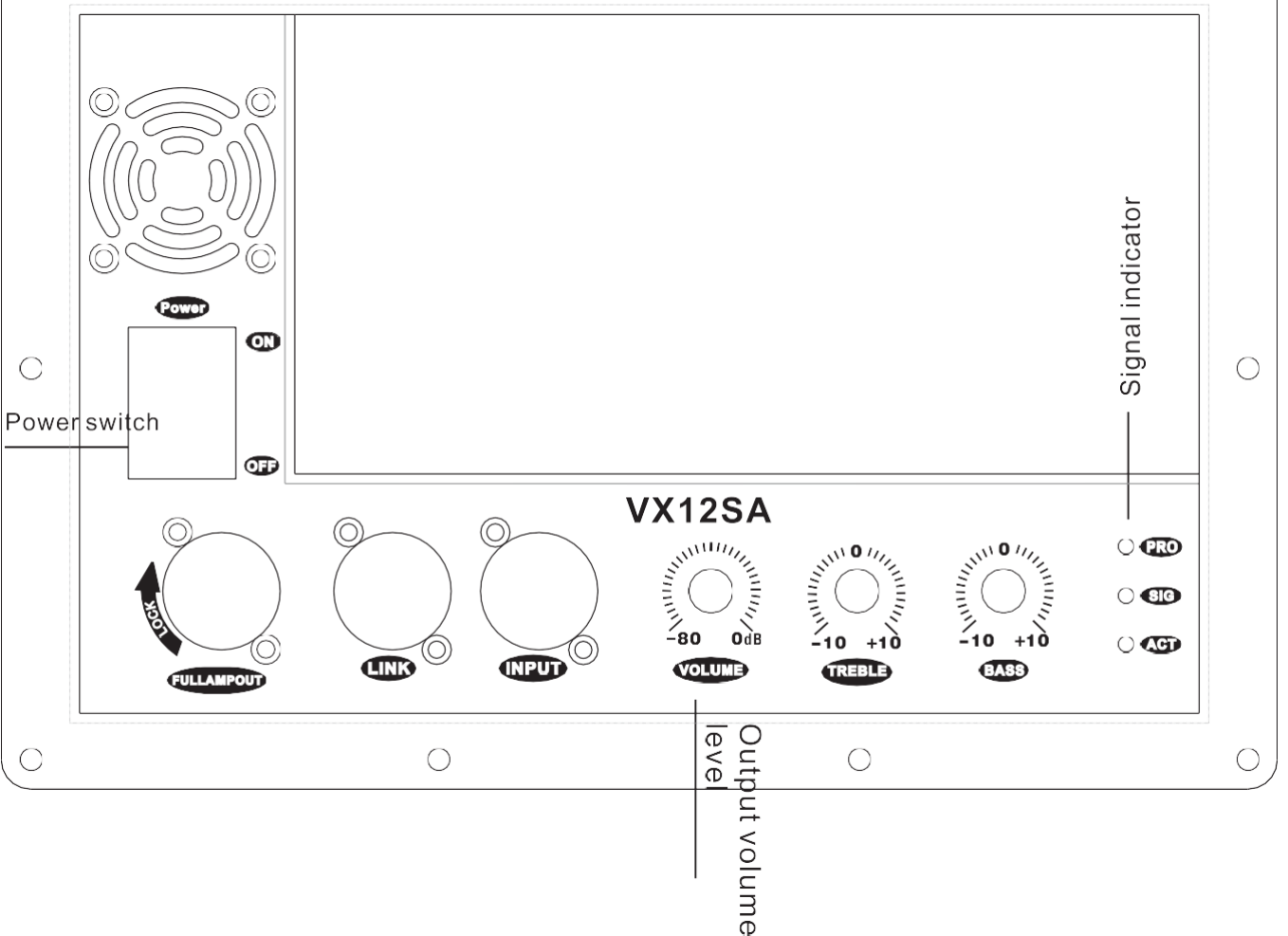
1. Power range: AC 110V/50Hz or 220-240V/50Hz
2. Cabinet size: HxWxD(mm) : Bass 508x597x749 , 349x597x375
3. Packing size: HxWxD(mm) : Bass 590x660x800 , 413x690x445
4. Net weight: (kg) Bass 118SA: 53kg, 12LA: 22kg
Net weight: (kg) Bass 118S: 43kg
5. Gross weight: (kg) Bass 118SA: 58kg, 12LA: 25kg
Gross weight: (kg) Bass 118S: 48kg

VX12LA/VX118SA is big power audio equipment, therefore there is some heat inside the cabinet. Please notice that:

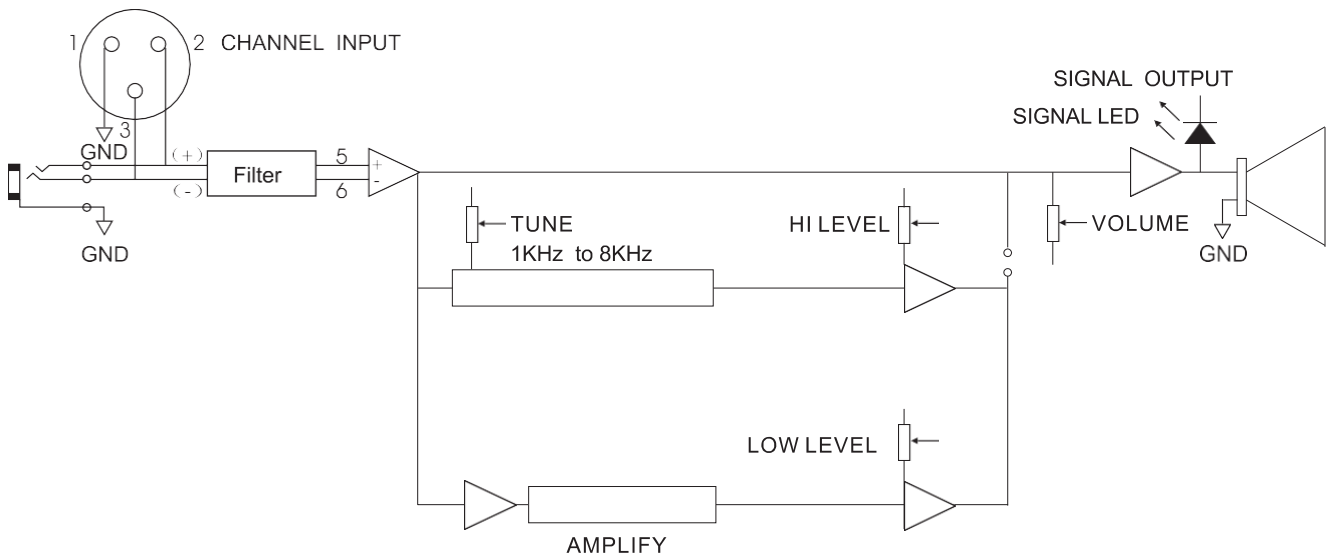
1. Don't open the cabinet or touch the cooling part of the amplifier.
2. Prevent the cabinet from direct sunlight for outdoor application.
3. Keep the cabinet away from fire or heat source.
4. Operate the cabinet under well-ventilated condition.
5. No serviceable parts inside the cabinet. Refer it to qualified personal when there is problem.



DIGITAL AMPLIFICATION



Circuit Principle Fig.



Accessory.

- 1、 Power cord 1 pc
- 2、 User`s Manual 1copy

Capability of the signal cord.



Balanced 1/4" Jack to Balance 1/4" (Jack)



Balanced XLR (Cannon) Balance XLR



Unbalanced 1/4" Jack to Balance XLR (Cannon)

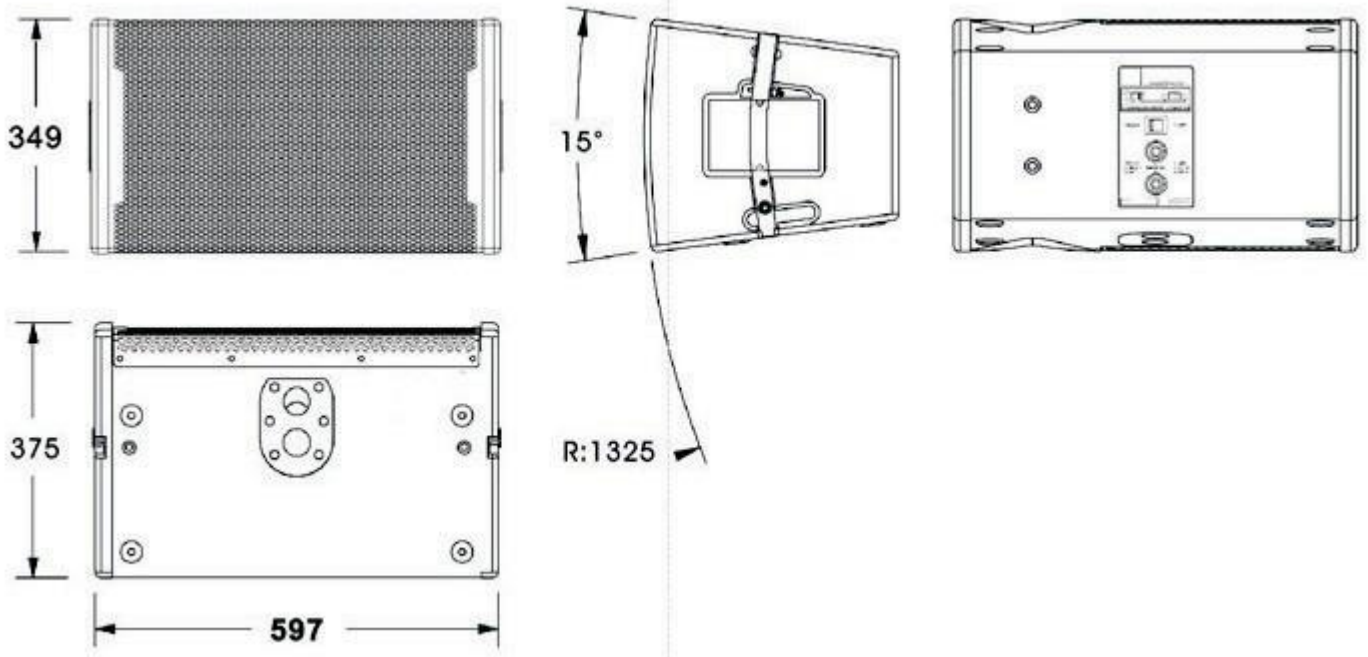
Specification of loudspeaker

Type	VX118S(Active VX118SA)	VX12LA
Component	18" Bass	12" two way, Full range
Impedance	8Ω	8Ω
RMS	400W	400W
Peak	800W	800W
Frequency Response	35Hz-150Hz	70Hz-19kHz
Sensitivity (1w/1m)	99dB	137dB
Dispersion		100x15 degree (H*V)
Electrical specification	Active VX118SA inside with Power Amplifier	
Rated Power(8Ω)	450W	450W
THD(rated)	0.02%	0.02%
Frequency Response @+/-0.5dB	35Hz-450Hz	40Hz-19KHz
Input Sensitivity	1V	1V
Input	Balance / unbalance	Balance / unbalance
Input Impedance	20KΩ	20KΩ
High Frequency Exciter		
Low Frequency Exciter	0-9dB	0-9dB
Connection	Speakon NL4	Speakon NL4
Indicator	Singal	Singal
Protection	Overheat , Overload、 Short-circuit	Overheat , Overload、 Short-circuit
Cooling	Auto	Auto

INTRODUCTION TO THE VX12LA



Dimensional Drawings for VX12LA



Functional Block Diagram

