


# Lumiform

LED Illuminated Furniture

## LED CURVED BAR LUM195

- Robust Polyethylene construction
- Re-chargeable (9-12 hour charge time ~ 7 hour run time.)
- IP65 rated
- Infra-red remote control
- 1500mm x 400 x 1100mm
- Weight 28.7kg



## Instructions for use

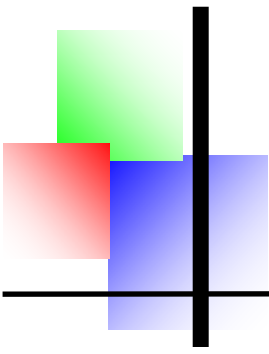
This product can be configured into a "circle" using 6 pieces giving an overall measurement of 3metres diameter, or semi circle using 3 pieces.

- Before use the product should be fully charged using the dedicated charger (supplied). Connect the charger to the unit via the socket on the base of the unit, ensuring that the unit is switched off during charge time. When the product is fully charged, remove the charger and replace the power charge plug cover to prevent water ingress. If required, the charger can remain connected in order to run the unit for longer periods but will not charge while switched on.
- To turn the unit on or off either use the button on the base of the unit or the dedicated remote control (supplied).
- The play/pause switch on the base of the unit controls basic colour changing functions. Press once to start a smooth spectrum colour fade—press again to hold any particular colour. The unit will then remain on this colour until the button is pressed again.
- For greater control, use the infra-red remote control supplied with unit.

### Infra-red remote functions

- On/off control
- Brightness control
- Manual selection of 16 colours
- FLASH—7 colour snap change, variable speed controlled via brightness buttons
- STROBE—White pulse at variable speeds controlled via brightness buttons
- FADE—7 colour pulse, variable speed controlled via brightness buttons
- SMOOTH—A gradual 7 colour cross fade, transition speed controlled via brightness buttons





# Lumaform

## LED Illuminated Furniture

---

### Safety Advice

In order to reduce the risk of fire, electric shock or injury the following basic safety precautions should be followed:

- This product contains no serviceable parts—do not dismantle.
- Do not immerse this product in water or any other liquid.
- This product is not intended for use by children.
- This product contains a sealed re-chargeable battery that must be disposed of correctly or recycled.


### Warranty

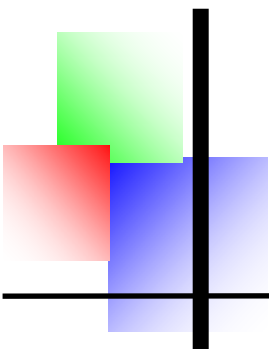
This product carries a 1 year warranty from the date of purchase subject to the following conditions:

- This warranty is only valid for products used in accordance with the manufacturer's Instructions.
- This product must not be modified or changed in any way. Any such modifications will invalidate this warranty.
- Connection must be made to the correct voltage requirements.
- Proof of purchase will be required in order to validate warranty.
- No responsibility or liability is accepted for any direct or consequential damage, loss or other expense arising from misuse, or incorrect installation or operation of this appliance.

### IMPORTANT

Please read and action the attached Battery Care Instructions. This information is vital to ensure the sustained performance of the re-chargeable batteries in this unit.





# Lumaform

LED Illuminated Furniture

---

## BATTERY CARE

### IMPORTANT

**This product is fitted with a re-chargeable battery and the following guidelines should be followed in order to prolong its life.**

#### Charging

The re-chargeable battery in this Lumaform product may contain a small charge when it leaves the factory. However, before first use the battery should be fully charged in accordance with the operating instructions. Failure to do so will seriously affect the performance of the battery.

**NOTE: THE UNIT MUST NOT BE SWITCHED ON WHILST CHARGING IS IN PROGRESS.**

#### Use

Wherever possible, units should be allowed to fully discharge before re-charging. Ensure that the screwable weather cap is replaced after charging and that the base of the unit is not immersed in liquid. Failure to do so will allow moisture ingress and damage the batteries and the unit itself.

#### Storage

It is extremely important that units are not stored with fully discharged batteries—**THIS WILL SERIOUSLY IMPARE FUTURE PERFORMANCE AND MAY EVEN PREVENT FURTHER CHARGING.** Before storage, units should be fully charged and the mains charging cable should be removed. If units are to be stored for a significant time, they should be switched on periodically, allowed to discharge and then re-charged. This will ensure optimum battery performance. Units should preferably be stored in cool, dry conditions but certainly not below freezing or above 50° C